



Scheme of work

Learning Journey KG 2 Autumn Term 1 2024



Welcome to AGS Community! We are so excited to begin our new academic year for our Kindergarten children.

Our theme for this term is, "This is Me! My Body and My Five senses". (Based on the book **My Five Senses** 'by Aliko).

We will be learning about ourselves, how things change e.g., baby to adult.
Finding out about each other. Listening to each other and talking about our likes and dislikes.
Learning about special events in our lives.
Learning about five senses and our body parts.
We will discuss how we are unique and special in our very own way.
Learning about our families and the community we live in.
Asking and answering questions using who, what, when why and where.

The first week of term will be spent getting to know your child and settling them into the routines and expectations in class. We will spend time building a rapport with your child and helping them to interact with their classmates. We will develop their speaking and listening skills through playing games and singing songs and learning names of each other in fun and exciting ways during our circle time. We aim to help your child feel comfortable and confident in their learning, while also challenging and stretching their thinking.

We wish you and your child a very successful and smooth transition into Kindergarten 2 and the new school year. We very much look forward to meeting you soon.

Kind Regards,

Mrs. Gulshan Khan
Head of Kindergarten

Extra Learning Support: fifteen minutes every day

These are some things you can be doing at home to embed and practice skills learnt during online learning:

- Sharing books with your child, talking about the pictures. What is happening in the book and what will happen next.
- Practice reading and writing their name.
- Recognise, count, and recite numbers in order.
- Encourage your child to count different objects in the house.
- Naming and recognising shapes and colours in the house.
- Play 'I Spy' games using the letter sounds of the week to see how many things they can find/name with these sounds in them.
- Read with your child daily.
- Read through and identify the words on your child's High Frequency word mat.
- Recognise numbers, shapes, writing in the local environment.
- Practice letter and number formation on the whiteboards.
- Encourage your child to be more independent when dressing and preparing for the school day.

Phone Numbers

Please ensure all contact numbers are up to date at the office in case of emergencies.




Special Events- Dates to remember:

National Day Celebration:


Wednesday 18th November 2024

Rhyme Time: Thursday 17th October 2024

Stories we are going to be learning about.



Focused Songs and rhymes.



Head, shoulders, knees and toes,
Knees and toes.
Head, shoulders, knees and toes,
Knees and toes.
And eyes, and ears, and mouth,
And nose.
Head, shoulders, knees and toes,
Knees and toes.

Welcome!

Our Learning Journey topic for this half term is '**This is Me! My Body/My Five Senses**
For you to support your child's learning, here are some of the areas we will be covering during this half term:

EYFS Learning Areas:

EYFS: Personal, Social and Emotional Development

- Ongoing learning the names of all the students in KG2.
- Learning the class rules and growing in confidence.
- Talk about taste and smell that we like. The music that we like. Sound that makes us happy.
- Talk about events in their lives.
- Birthdays
- Families
- What makes them happy/ sad?
- Talk about different feelings and emotions.
- Making friends, being kind to each other.
- Talk about keeping healthy.

EYFS: Communication and Language/Listening / Speaking

- Talk about their five senses.
- Discuss what makes them happy and sad?
- Retell Oliver's Vegetables story using puppets and masks.
- Kim's game- Listening and attention.
- Play memory game- placing some items on a tray. Covering it and removing one item.
- Can the children remember what was there and what was taken away?
- Learning body poems using.
- Talk about special events in their lives.
- Listening to stories such as My Five Senses. Oliver's Vegetables/ Fruits, the giant jam sandwich, and Funny Bones etc.

EYFS: Physical Development

- Sensory Play- Cold Spaghetti, Jelly and baked beans, ice. Allowing the children to feel using their hands and feet. The children will feel and smell it.
- Taste- Tasting and looking at how our tongues can detect bitterness and sweetness. Salty and bland foods.
- Make a feely box to see if the children can guess what is inside the box just by touching it? They will describe what they can feel.
- Healthy Snack- Ask the children to help with preparing healthy snacks by chopping and creating a rainbow of fruit to try.
- Mixing colours - cutting using scissors- Developing fine motor skills.
- Finger Gym and Funky fingers activities.

EYFS: Literacy:Reading/Writing

- Ongoing daily phonics sessions,
- Learning the sounds that letters make
- Learning to segment and blend to sound out and decode simple words.
- Look at a range of books and talk about the story, discuss the characters and setting.
- How do books work? Left to right, top to bottom and front to back.
- Learning new vocabulary/ language, senses, bitter, sweet,
- Texture- hard, soft, fluffy, bumpy, loud, quiet, hot, cold, bright.
- Describe how things feel when we touch them.
- How food feels and tastes.
- What things smell like. Is it a nice smell or a nasty smell?
- Writing their names-
- Labelling -body parts- features on face
- Labelling pictures and diagrams

EYFS: Mathematics- Number Shape, Space and Measures

- Matching and counting- Making sets with objects
- Ongoing counting, recognising numbers, looking at shapes in the environment.
- Recognising numbers 1 to 10 and then 11 to 20.
- recognising numbers and shapes in the environment
- Recognising and describing 2D shapes (circle, square, rectangle, triangle, oval)
- Finding one more and one less than a number.
- Adding 2 groups of objects together.
- Making pictograms.

EYFS: Understanding the World- People & community/The world/Technology.

- Set up a 'How does it feel?' table. Offer a range of textures and a simple chart for the children to sort items into, hard, soft, fluffy, bumpy, rough.
- Describe the taste and texture of the food you eat at mealtimes.
- Talk about how we grow from baby to child then adult.
- Experimenting and investigating using their five senses.
- Guess Who am I- look at the photos of each child and guess who this child might be. Make a display, 'Who am I.'
- Knowledge harvest- what do the children already know and what do they need to find out.

EYFS: Expressive Arts and Design

- Ongoing singing and dancing.
- Gross motor action songs
- Collage story characters.
- Creating self-portraits.
- Mixing colours and painting their favourite vegetables and fruits.
- Making fruit print pictures.
- Creating fruit faces

Thank you for your help and support.

Warmest Regards KG2 Team,

Mrs. Gulshan Khan (KG2 Class Teacher and Head of Kindergarten)
Miss Nawal Al Amri (Teaching Assistant)